

Signify Classified - Internal
Cooper Lighting Solutions Photometric Lab
1121 Highway 74 South
Peachtree City, GA 30269



Scaled data based on original data using
LM-79-08 Approved Method: Electrical and Photometric Measurements of Solid-
State Lighting Products

Test Report Prepared for
Cooper Lighting Solutions
(formerly Eaton)

Brand: STREETWORKS

Report Number: P868021

Luminaire Tested: **MEM2-HSN-SA-110-750-U-T2U-HSS**

Issue Date: 08/21/2024



Test Information

Test Method: LM-79-08
Report Number: P868021
Test Lab: INNOVATION CENTER(G3)
Issue Date: 08/21/2024
Manufacturer: COOPER LIGHTING SOLUTIONS (FORMERLY EATON)
Product Line: STREETWORKS
Catalog Number: MEM2-HSN-SA-110-750-U-T2U-HSS
Description: EPIC MODERN SHORT HOUSING DISCRETE LED ARRAYS 110W 70CRI 5000K
FITURE w/ TYPE II URBAN DISTRIBUTION OPTIC AND HOUSE SIDE SHIELD
Light Source: (30) 5000K CCT, 70 CRI LEDS
Ballast/Driver: ELECTRONIC DRIVER

Summary

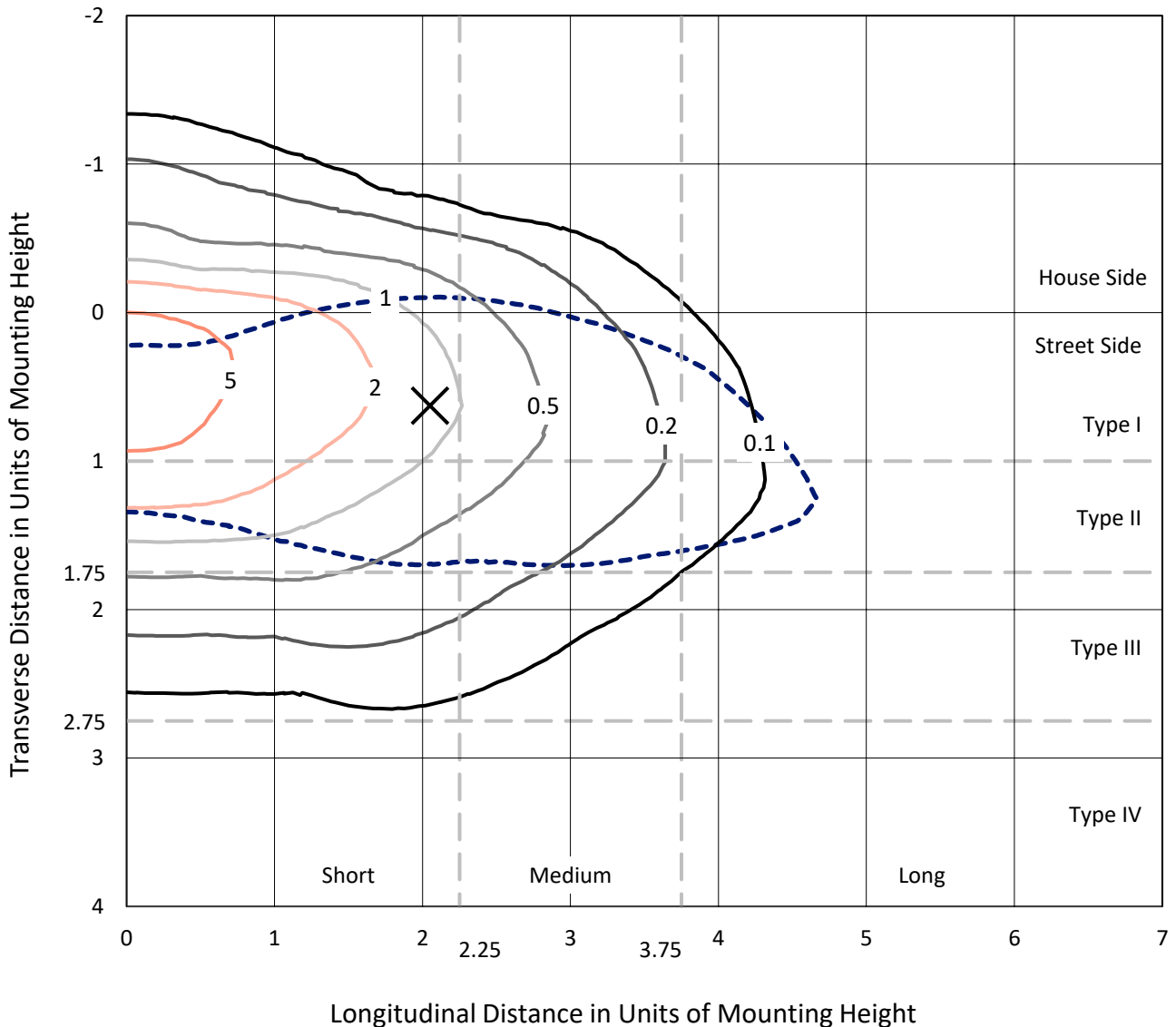
Lumens per Lamp: N/A
Luminaire Lumens: 11289.4 lumens
Efficiency: N/A
Efficacy: 99.9 lumens/watt
Luminous Opening: Rectangular (W 1' x L: 0.33' x H: 0')
IES Classification: Type II - Short
BUG Rating: B1 - U0 - G2

Input Watts (W): 113
Input Voltage (V): 120
Input Current (A_{in}): NR
Voltage Rise (V): NR
Power Factor: 0.99
Total Harmonic Distortion (THDi): 7.77%
Frequency (hertz): 60
Stabilization Time: NR
Operation Time: NR
Ambient Temperature (°C): NR
Test Distance: 24 FT

REPORT NUMBER: P868021
 CATALOG NUMBER: MEM2-HSN-SA-110-750-U-T2U-HSS

Iso-Footcandle Lines of Horizontal Illumination

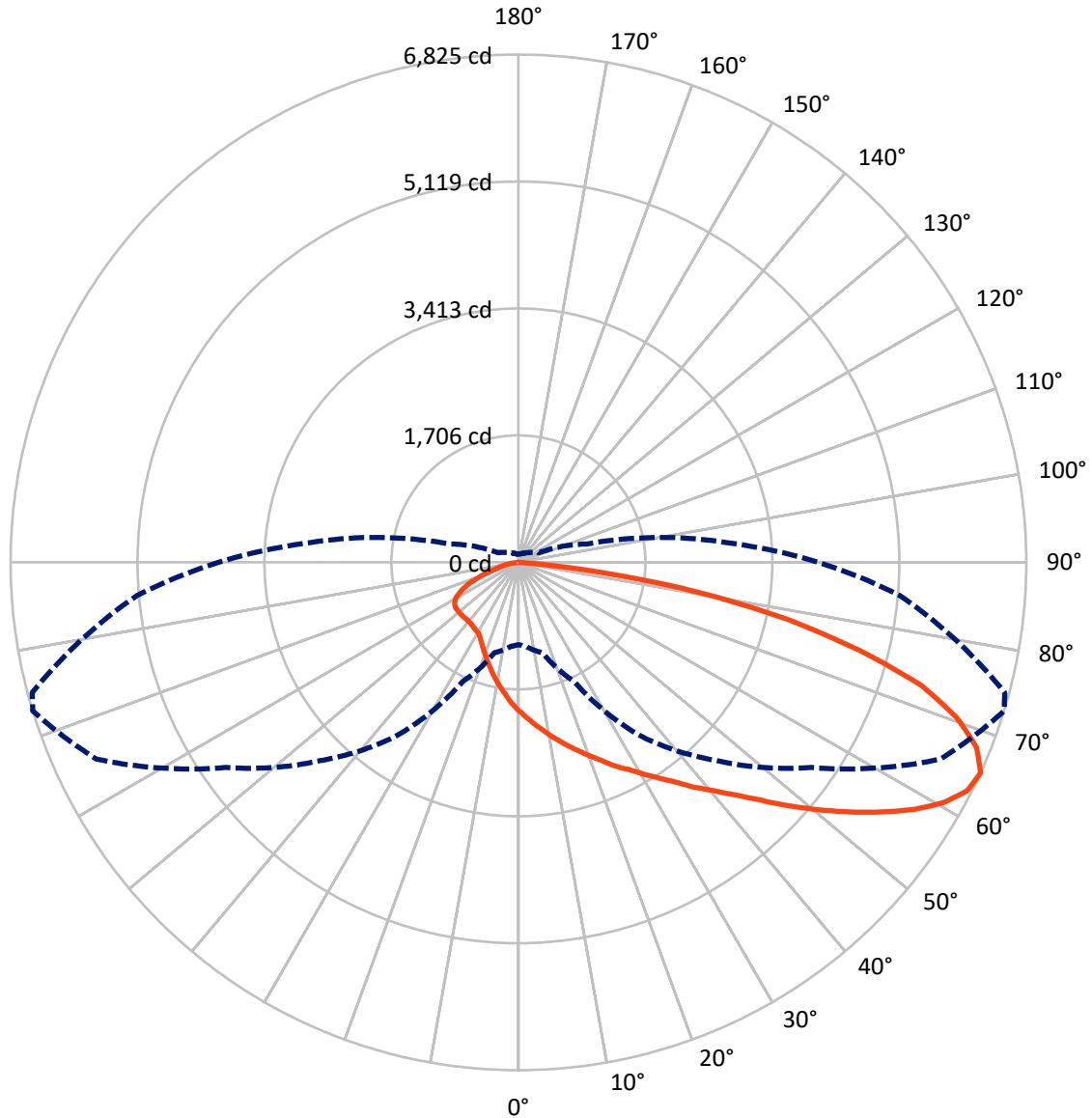
× Max cd
 - - - 1/2 Max cd



Based on 20 foot mounting height. Maximum calculated value = 8.1 fc
 Type II - Short - N/A

REPORT NUMBER: P868021
CATALOG NUMBER: MEM2-HSN-SA-110-750-U-T2U-HSS

Luminous Intensity Polar Plot



— Vertical Plane Through 73-Deg Lateral - - - Horizontal Cone Through 65-Deg Vertical

REPORT NUMBER: P868021

CATALOG NUMBER: MEM2-HSN-SA-110-750-U-T2U-HSS

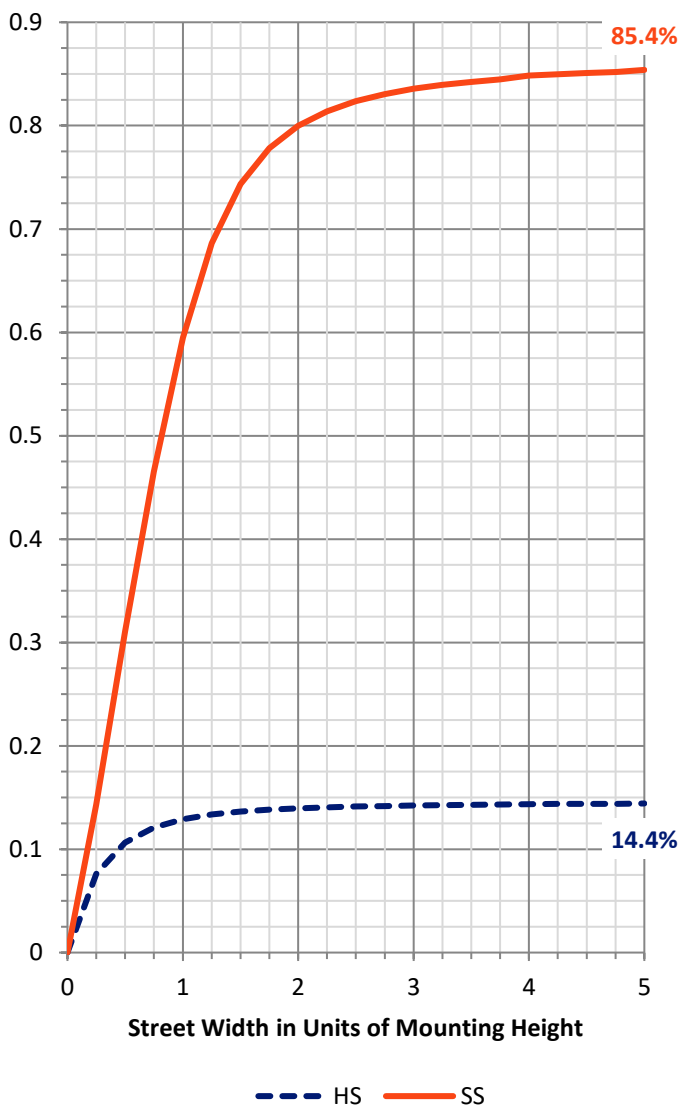
FLUX DISTRIBUTION:

		Downward	Upward	Total
House Side	Lumens	1641.7	0.0	1641.7
	% Fixture	14.5	0.0	14.5
Street Side	Lumens	9647.8	0.0	9647.8
	% Fixture	85.5	0.0	85.5
Total	Lumens	11289.4	0.0	11289.4
	% Fixture	100.0	0.0	100.0

ZONAL LUMENS:

Zone	Lumens	% Fixture
0°-10°	193.3	1.7
10°-20°	587.5	5.2
20°-30°	984.0	8.7
30°-40°	1484.3	13.1
40°-50°	2097.2	18.6
50°-60°	2359.8	20.9
60°-70°	2116.1	18.7
70°-80°	1287.0	11.4
80°-90°	180.1	1.6
90°-100°	0.0	0.0
100°-110°	0.0	0.0
110°-120°	0.0	0.0
120°-130°	0.0	0.0
130°-140°	0.0	0.0
140°-150°	0.0	0.0
150°-160°	0.0	0.0
160°-170°	0.0	0.0
170°-180°	0.0	0.0
0°-90°	11289.4	100.0
0°-180°	11289.4	100.0

Coefficient of Utilization



REPORT NUMBER: P868021

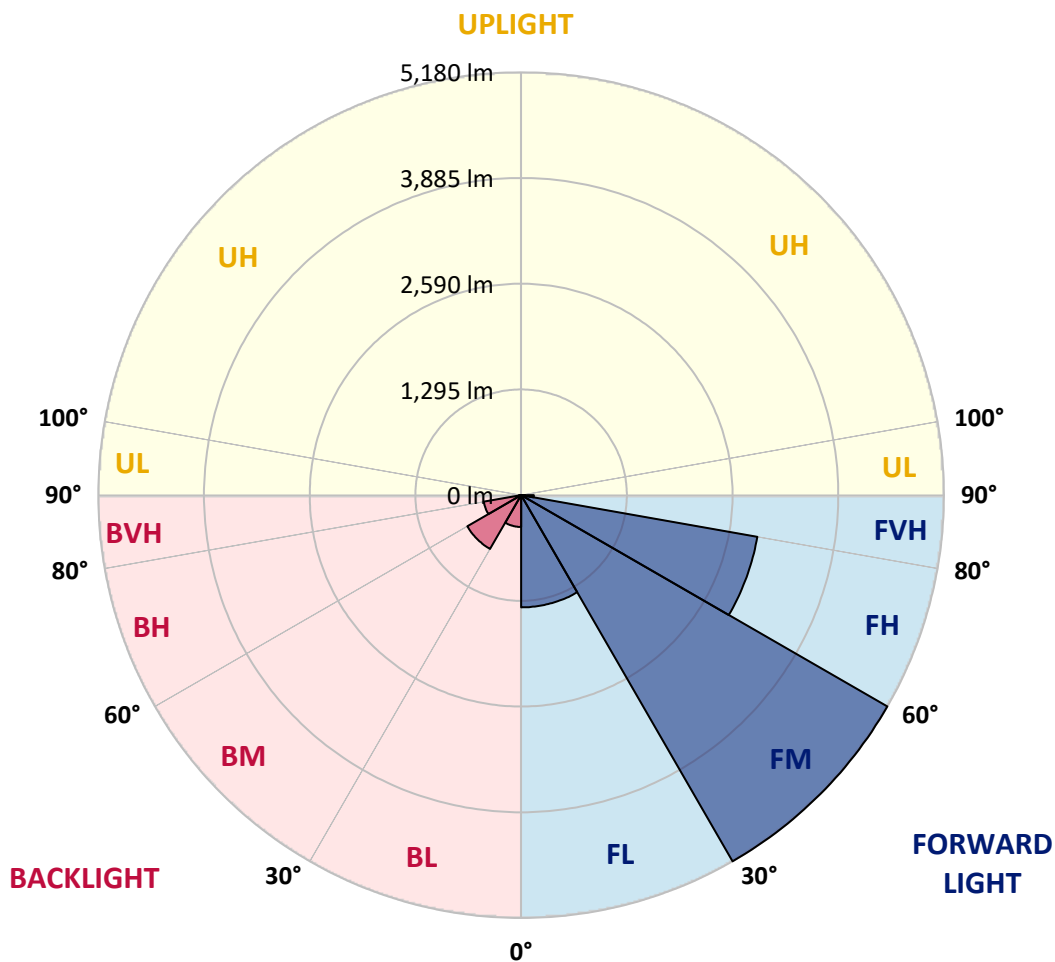
CATALOG NUMBER: MEM2-HSN-SA-110-750-U-T2U-HSS

LUMINAIRE CLASSIFICATION SYSTEM LUMEN TABLE AND BUG RATING:

Zone		Lumens	% Fixture	Zone Rating/Lumen Limit		
				B	U	G
FL	(0°-30°)	1374.8	12.2			
FM	(30°-60°)	5180.1	45.9			
FH	(60°-80°)	2938.2	26.0			G2/5000
FVH	(80°-90°)	154.7	1.4			G2/225
BL	(0°-30°)	390.0	3.5	B1/500		
BM	(30°-60°)	761.3	6.7	B1/1000		
BH	(60°-80°)	465.0	4.1	B1/500		G1/500
BVH	(80°-90°)	25.4	0.2			G1/100
UL	(90°-100°)	0.0	0.0		U0/0	
UH	(100°-180°)	0.0	0.0		U0/0	

BUG Rating: B1-U0-G2

Type II Short





REPORT NUMBER: P868021

CATALOG NUMBER: MEM2-HSN-SA-110-750-U-T2U-HSS

CANDELA DISTRIBUTION (FULL):

	0°	5°	15°	25°	35°	45°	55°	65°	73°	75°	85°
0°	2002.8	2002.8	2002.8	2002.8	2002.8	2002.8	2002.8	2002.8	2002.8	2002.8	2002.8
2.5°	2311.7	2298.4	2278.4	2261.8	2231.9	2192.1	2158.9	2115.7	2085.8	2075.8	2032.7
5°	2647.1	2630.5	2607.3	2567.4	2487.7	2441.2	2354.8	2255.2	2175.5	2158.9	2059.2
7.5°	2992.5	2985.9	2932.7	2873.0	2776.6	2673.7	2540.8	2384.7	2268.5	2241.9	2089.1
10°	3284.8	3254.9	3225.0	3168.6	3065.6	2919.5	2746.8	2530.9	2368.1	2324.9	2119.0
12.5°	3460.8	3450.9	3424.3	3357.9	3258.2	3132.0	2926.1	2673.7	2464.4	2404.7	2148.9
15°	3590.4	3600.3	3573.8	3530.6	3427.6	3308.1	3108.8	2823.1	2567.4	2497.7	2182.1
17.5°	3713.3	3706.6	3703.3	3653.5	3560.5	3440.9	3238.3	2946.0	2670.4	2594.0	2215.3
20°	3783.0	3786.3	3779.7	3759.8	3670.1	3553.8	3364.5	3092.2	2783.3	2696.9	2258.5
22.5°	3819.5	3832.8	3846.1	3842.8	3769.7	3680.1	3484.1	3208.4	2899.5	2809.9	2311.7
25°	3842.8	3852.8	3882.7	3922.5	3856.1	3783.0	3616.9	3347.9	3035.7	2932.7	2374.8
27.5°	3862.7	3876.0	3912.5	3972.3	3919.2	3876.0	3733.2	3467.5	3152.0	3059.0	2447.8
30°	3992.3	4008.9	4008.9	4038.8	3979.0	3969.0	3862.7	3610.3	3298.1	3198.5	2540.8
32.5°	4334.4	4301.1	4241.4	4211.5	4068.6	4072.0	3988.9	3753.1	3454.2	3354.6	2657.1
35°	4630.0	4630.0	4556.9	4460.6	4231.4	4184.9	4135.1	3942.4	3623.6	3527.3	2809.9
37.5°	4915.6	4918.9	4842.5	4759.5	4497.1	4331.0	4304.5	4125.1	3832.8	3719.9	2969.3
40°	5094.9	5114.9	5094.9	5031.8	4779.4	4586.8	4470.5	4331.0	4032.1	3945.8	3152.0
42.5°	5124.8	5164.7	5237.8	5257.7	4985.3	4816.0	4683.1	4543.6	4271.2	4174.9	3361.2
45°	5048.4	5061.7	5224.5	5247.7	5138.1	4998.6	4908.9	4792.7	4556.9	4473.9	3593.7
47.5°	4839.2	4812.6	4869.1	5071.7	5114.9	5108.2	5131.5	5075.0	4889.0	4782.7	3849.4
50°	4390.8	4400.8	4583.5	4829.2	4978.7	5148.1	5297.5	5360.7	5224.5	5118.2	4125.1
52.5°	3573.8	3620.3	3969.0	4550.2	4809.3	5121.5	5417.1	5629.7	5573.2	5470.3	4397.5
55°	2936.1	3005.8	3354.6	4101.9	4576.8	4992.0	5486.9	5912.0	5922.0	5842.2	4646.6
57.5°	2298.4	2354.8	2723.5	3407.7	4244.7	4789.4	5496.8	6154.5	6267.4	6174.4	4865.8
60°	1800.2	1840.0	2055.9	2839.7	3836.2	4500.4	5423.8	6347.1	6559.7	6489.9	5055.1
62.5°	1365.1	1395.0	1587.6	2245.2	3334.6	4161.6	5178.0	6416.8	6765.6	6699.2	5161.4
65°	1106.0	1132.6	1258.8	1763.6	2839.7	3769.7	4806.0	6257.4	6825.4	6765.6	5148.1
67.5°	903.4	913.4	1016.3	1375.0	2401.3	3328.0	4261.3	5842.2	6642.7	6639.4	4995.3
70°	730.7	757.3	843.6	1096.0	1996.1	2819.8	3626.9	5191.3	6247.4	6280.7	4689.7
72.5°	621.1	627.7	704.1	906.7	1627.5	2288.4	3002.5	4440.6	5666.2	5692.8	4211.5
75°	524.8	534.7	591.2	734.0	1321.9	1816.8	2414.6	3587.1	4742.9	4855.8	3547.2
77.5°	451.7	455.0	494.9	604.5	939.9	1365.1	1770.3	2690.3	3713.3	3793.0	2786.6
80°	355.4	362.0	405.2	478.3	654.3	886.8	1222.3	1840.0	2481.0	2570.7	1929.7
82.5°	166.1	186.0	196.0	262.4	342.1	438.4	577.9	767.2	1122.6	1119.3	900.1
85°	16.6	13.3	13.3	19.9	29.9	29.9	36.5	43.2	86.4	103.0	79.7
87.5°	0.0	0.0	0.0	3.3	6.6	6.6	6.6	10.0	10.0	10.0	10.0
90°	0.0	0.0	0.0	0.0	0.0	0.0	0.0	0.0	0.0	0.0	0.0



REPORT NUMBER: P868021

CATALOG NUMBER: MEM2-HSN-SA-110-750-U-T2U-HSS

CANDELA DISTRIBUTION (continued):

	90°	95°	105°	115°	125°	135°	145°	155°	165°	175°	180°
0°	2002.8	2002.8	2002.8	2002.8	2002.8	2002.8	2002.8	2002.8	2002.8	2002.8	2002.8
2.5°	2012.7	1982.8	1929.7	1879.9	1846.7	1820.1	1776.9	1750.3	1730.4	1703.8	1700.5
5°	2006.1	1953.0	1846.7	1757.0	1670.6	1597.6	1521.2	1474.7	1424.9	1401.6	1421.5
7.5°	2012.7	1926.4	1760.3	1624.1	1494.6	1378.4	1278.7	1215.6	1169.1	1145.9	1149.2
10°	2016.1	1903.1	1687.2	1497.9	1331.9	1195.7	1082.8	996.4	939.9	926.7	910.0
12.5°	2009.4	1873.2	1614.2	1375.0	1175.8	1026.3	893.4	827.0	770.6	744.0	744.0
15°	2016.1	1850.0	1537.8	1262.1	1036.3	863.5	750.6	677.6	644.3	621.1	624.4
17.5°	2016.1	1830.1	1464.7	1152.5	900.1	740.7	637.7	577.9	544.7	531.4	528.1
20°	2039.3	1813.5	1395.0	1049.5	780.5	631.1	548.0	501.5	475.0	461.7	455.0
22.5°	2055.9	1800.2	1331.9	949.9	680.9	551.3	481.6	438.4	418.5	411.8	411.8
25°	2085.8	1796.8	1275.4	853.6	601.2	491.6	428.5	395.2	378.6	372.0	372.0
27.5°	2129.0	1803.5	1222.3	770.6	541.4	431.8	385.3	358.7	348.7	345.4	342.1
30°	2192.1	1833.4	1189.0	707.4	484.9	395.2	352.1	335.5	328.8	325.5	325.5
32.5°	2275.1	1886.5	1175.8	674.2	451.7	365.3	328.8	315.5	308.9	308.9	305.6
35°	2378.1	1946.3	1165.8	644.3	428.5	345.4	312.2	298.9	295.6	295.6	295.6
37.5°	2501.0	2009.4	1149.2	624.4	415.2	328.8	298.9	285.6	285.6	285.6	285.6
40°	2637.1	2102.4	1145.9	611.1	405.2	318.8	285.6	272.4	272.4	272.4	272.4
42.5°	2789.9	2202.1	1142.5	601.2	398.6	312.2	272.4	259.1	259.1	259.1	259.1
45°	2975.9	2328.3	1149.2	594.5	398.6	305.6	262.4	245.8	242.5	242.5	242.5
47.5°	3158.6	2447.8	1155.8	587.9	391.9	295.6	249.1	232.5	229.2	225.9	225.9
50°	3354.6	2570.7	1155.8	581.2	385.3	285.6	239.1	215.9	212.6	209.2	209.2
52.5°	3547.2	2673.7	1159.1	571.3	368.7	269.0	222.5	202.6	196.0	192.6	189.3
55°	3733.2	2783.3	1162.5	554.7	348.7	252.4	212.6	189.3	179.4	172.7	172.7
57.5°	3872.7	2873.0	1145.9	521.5	322.2	235.8	196.0	172.7	159.4	152.8	152.8
60°	4005.5	2929.4	1116.0	471.6	295.6	219.2	182.7	156.1	142.8	136.2	136.2
62.5°	4058.7	2939.4	1046.2	385.3	262.4	202.6	166.1	142.8	132.9	129.5	129.5
65°	4028.8	2896.2	953.2	305.6	232.5	182.7	152.8	132.9	119.6	109.6	109.6
67.5°	3866.0	2746.8	827.0	242.5	202.6	166.1	139.5	119.6	106.3	96.3	96.3
70°	3557.2	2507.6	644.3	192.6	176.0	146.1	126.2	109.6	96.3	86.4	86.4
72.5°	3102.1	2175.5	468.3	162.7	152.8	129.5	112.9	99.6	86.4	79.7	79.7
75°	2557.4	1677.3	332.1	139.5	136.2	116.2	103.0	89.7	79.7	73.1	73.1
77.5°	1919.7	1169.1	259.1	122.9	119.6	106.3	93.0	83.0	73.1	69.7	66.4
80°	1278.7	724.1	196.0	93.0	89.7	83.0	76.4	69.7	59.8	53.1	53.1
82.5°	571.3	305.6	99.6	53.1	46.5	39.9	33.2	23.2	23.2	19.9	19.9
85°	59.8	39.9	19.9	13.3	13.3	10.0	10.0	10.0	6.6	6.6	6.6
87.5°	10.0	10.0	6.6	6.6	6.6	3.3	3.3	3.3	3.3	3.3	3.3
90°	0.0	0.0	0.0	0.0	0.0	0.0	0.0	0.0	0.0	0.0	0.0

LM-79-2019: Approved Method: Electrical and Photometric Measurements of Solid-
State Lighting Products

Report Prepared for

Cooper Lighting Solutions

Streetworks

Report Number: SP1-2407-157-6

Test Date: 08/07/2024

Luminaire Tested: MEM2-HTN-SA-30-750-U-5WQ-2

Data in this report applies to families of products including MEM2-HTN-SA-30-750-U-5WQ-2

Test Information

Test Method: LM-79-2019
 Report Number: SP1-2407-157-6
 Test Lab: COOPER LIGHTING SOLUTIONS
 Photometer: SP1 - 76IN SPHERE
 Measurement Geometry: 4π
 Issue Date: 08/20/2024
 Manufacturer: COOPER LIGHTING SOLUTIONS
 Product Line: Streetworks
 Catalog Number: **MEM2-HTN-SA-30-750-U-5WQ-2**
 Description: Epic Modern Light Square 30W 5WQ Optic and Flare Trim

Spectral Parameters

CCT (K): 5094
 CIE u': 0.2082
 CIE v': 0.4867
 Duv: 0.0032
 CIE x: 0.3430
 CIE y: 0.3564
 CIE z: 0.3006
 Peak Wavelength (nm): 451
 Dominant Wavelength (nm): 568
 Purity: 9.86439
 Rf: 73.7
 Rg: 93

CRI (Ra):	72.0		
R1:	68.6	R9:	-39.6
R2:	78.1	R10:	47.6
R3:	84.6	R11:	68.2
R4:	71.6	R12:	41.4
R5:	69.6	R13:	70.4
R6:	69.4	R14:	91.4
R7:	80.9	R15:	61.4
R8:	53.1		



Test Conditions

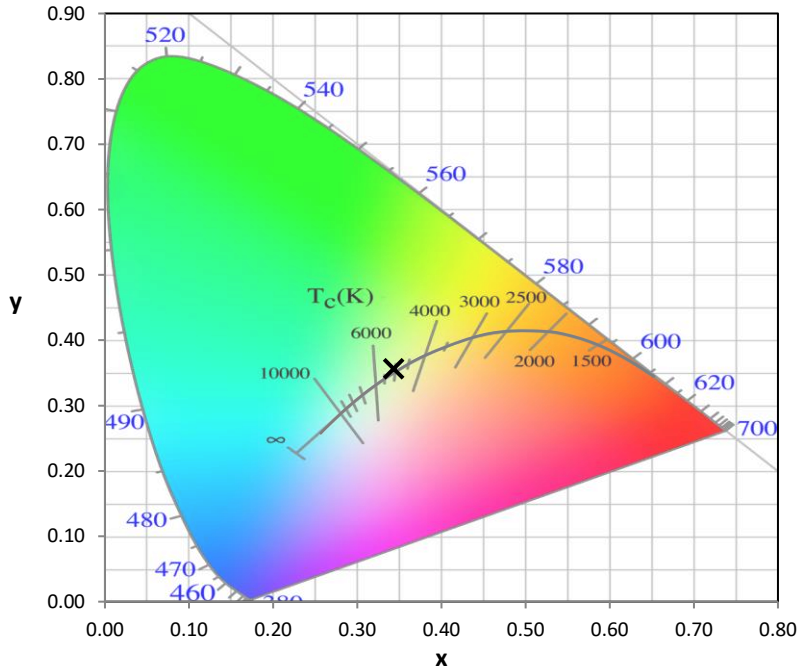
Stabilization Time: 20M
 Operation Time: 1H 20M
 Sphere Temperature (°C): 24.2

REPORT NUMBER: SP1-2407-157-6

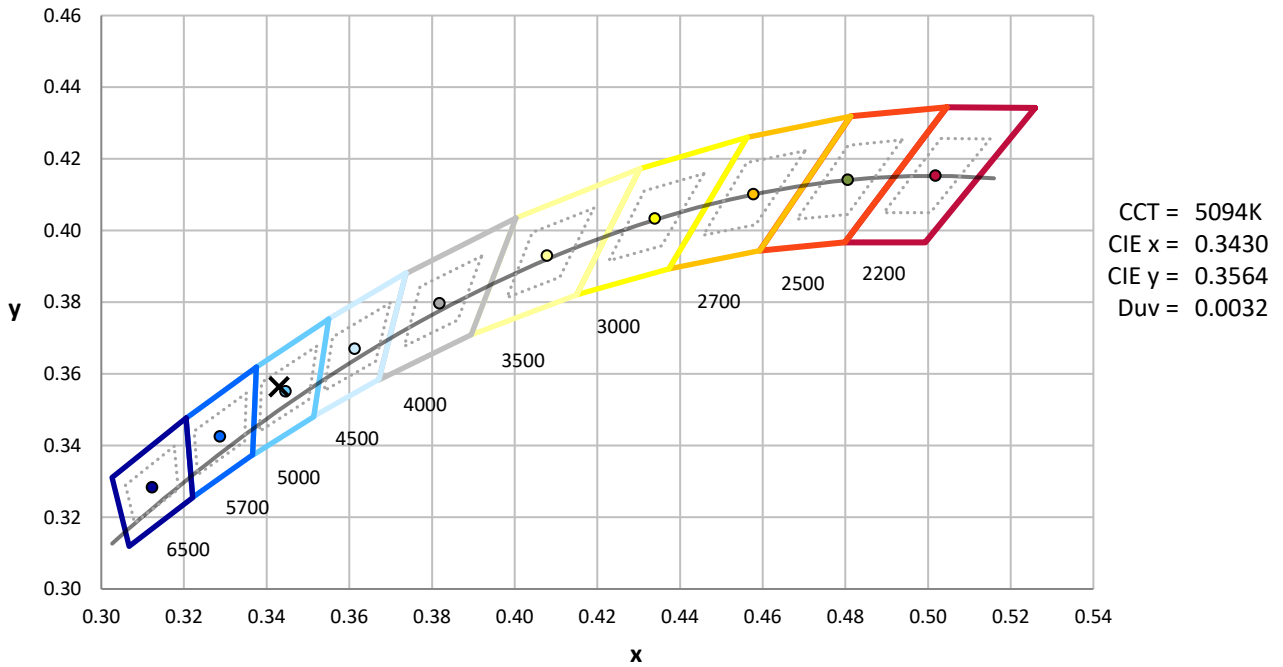
Measurement and Test Equipment			
Instrument	Identification Number	Calibration Date	Calibration Due Date
Photometer	IN0058	6/18/2024	12/18/2024
Power Meter	INXT2011004	2/8/2024	2/8/2025
AC Power Source	IN0063	10/24/2023	10/24/2024
DC Power Source	IN0208	10/24/2023	10/24/2024
Sphere Thermometer	IN0085	10/24/2023	10/24/2024
Room Thermometer	IN0046	10/24/2023	10/24/2024

REPORT NUMBER: SP1-2407-157-6

CIE 1931 Chromaticity Diagram



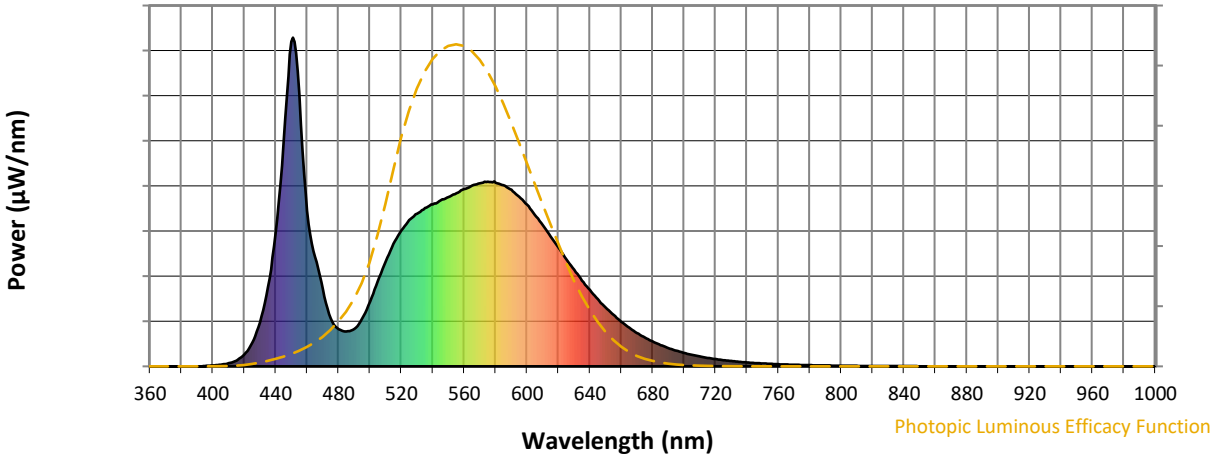
CIE 1931 Chromaticity Diagram with 2017 ANSI 7-Step and 4-Step Quadrangles



Point lies inside the ANSI 5000K 4-step quadrangle

REPORT NUMBER: SP1-2407-157-6

Photopic Flux vs. Wavelength

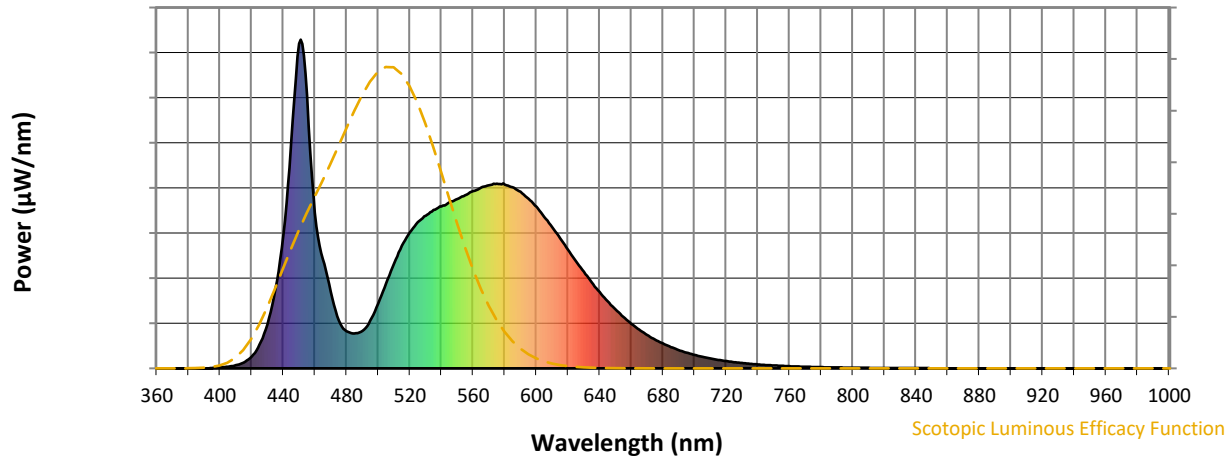


Photopic Lumens: NR

λ (nm)	Power W [^] /nm	Lumens (φ/nm)	λ (nm)	Power W [^] /nm	Lumens (φ/nm)	λ (nm)	Power W [^] /nm	Lumens (φ/nm)	λ (nm)	Power W [^] /nm	Lumens (φ/nm)	λ (nm)	Power W [^] /nm	Lumens (φ/nm)
360	0	NR	490	114	NR	620	361	NR	750	9	NR	880	0	NR
365	0	NR	495	145	NR	625	326	NR	755	8	NR	885	0	NR
370	0	NR	500	197	NR	630	294	NR	760	7	NR	890	0	NR
375	0	NR	505	259	NR	635	261	NR	765	6	NR	895	0	NR
380	0	NR	510	319	NR	640	232	NR	770	5	NR	900	0	NR
385	0	NR	515	373	NR	645	204	NR	775	4	NR	905	0	NR
390	0	NR	520	414	NR	650	179	NR	780	4	NR	910	0	NR
395	1	NR	525	445	NR	655	157	NR	785	3	NR	915	0	NR
400	3	NR	530	465	NR	660	136	NR	790	3	NR	920	0	NR
405	5	NR	535	482	NR	665	118	NR	795	2	NR	925	0	NR
410	9	NR	540	493	NR	670	102	NR	800	2	NR	930	0	NR
415	18	NR	545	505	NR	675	87	NR	805	2	NR	935	0	NR
420	36	NR	550	515	NR	680	75	NR	810	2	NR	940	0	NR
425	72	NR	555	527	NR	685	65	NR	815	1	NR	945	0	NR
430	134	NR	560	540	NR	690	56	NR	820	1	NR	950	0	NR
435	242	NR	565	550	NR	695	48	NR	825	1	NR	955	0	NR
440	407	NR	570	557	NR	700	41	NR	830	1	NR	960	0	NR
445	684	NR	575	561	NR	705	35	NR	835	1	NR	965	0	NR
450	988	NR	580	559	NR	710	30	NR	840	1	NR	970	0	NR
455	828	NR	585	551	NR	715	26	NR	845	1	NR	975	0	NR
460	473	NR	590	537	NR	720	22	NR	850	1	NR	980	0	NR
465	333	NR	595	516	NR	725	19	NR	855	0	NR	985	0	NR
470	232	NR	600	491	NR	730	16	NR	860	0	NR	990	0	NR
475	146	NR	605	461	NR	735	14	NR	865	0	NR	995	0	NR
480	113	NR	610	429	NR	740	12	NR	870	0	NR	1000	0	NR
485	106	NR	615	395	NR	745	10	NR	875	0	NR			

REPORT NUMBER: SP1-2407-157-6

Scotopic Flux vs. Wavelength



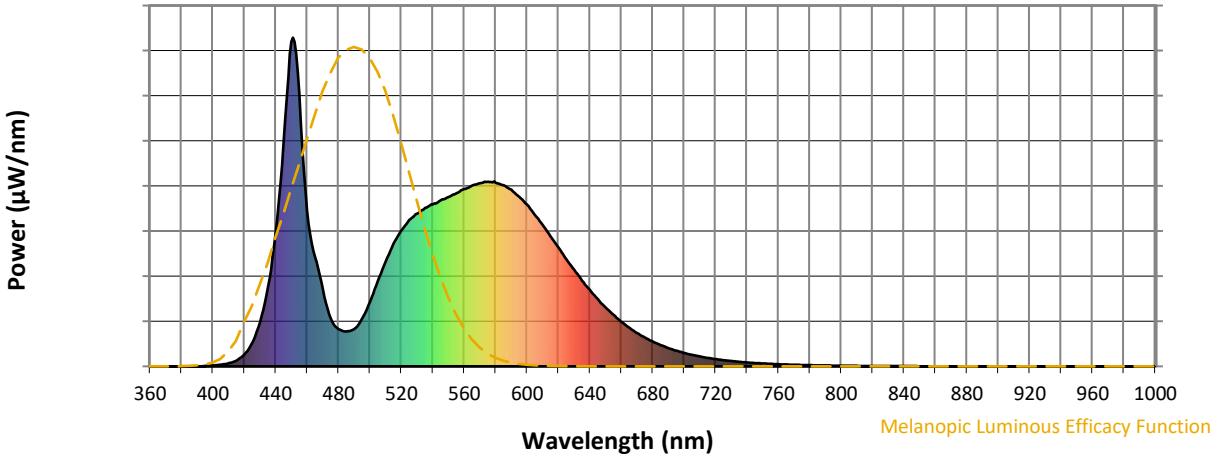
Scotopic Lumens: NR

S/P: 1.81

λ (nm)	Power W [^] /nm	Lumens (φ/nm)	λ (nm)	Power W [^] /nm	Lumens (φ/nm)	λ (nm)	Power W [^] /nm	Lumens (φ/nm)	λ (nm)	Power W [^] /nm	Lumens (φ/nm)	λ (nm)	Power W [^] /nm	Lumens (φ/nm)
360	0	NR	490	114	NR	620	361	NR	750	9	NR	880	0	NR
365	0	NR	495	145	NR	625	326	NR	755	8	NR	885	0	NR
370	0	NR	500	197	NR	630	294	NR	760	7	NR	890	0	NR
375	0	NR	505	259	NR	635	261	NR	765	6	NR	895	0	NR
380	0	NR	510	319	NR	640	232	NR	770	5	NR	900	0	NR
385	0	NR	515	373	NR	645	204	NR	775	4	NR	905	0	NR
390	0	NR	520	414	NR	650	179	NR	780	4	NR	910	0	NR
395	1	NR	525	445	NR	655	157	NR	785	3	NR	915	0	NR
400	3	NR	530	465	NR	660	136	NR	790	3	NR	920	0	NR
405	5	NR	535	482	NR	665	118	NR	795	2	NR	925	0	NR
410	9	NR	540	493	NR	670	102	NR	800	2	NR	930	0	NR
415	18	NR	545	505	NR	675	87	NR	805	2	NR	935	0	NR
420	36	NR	550	515	NR	680	75	NR	810	2	NR	940	0	NR
425	72	NR	555	527	NR	685	65	NR	815	1	NR	945	0	NR
430	134	NR	560	540	NR	690	56	NR	820	1	NR	950	0	NR
435	242	NR	565	550	NR	695	48	NR	825	1	NR	955	0	NR
440	407	NR	570	557	NR	700	41	NR	830	1	NR	960	0	NR
445	684	NR	575	561	NR	705	35	NR	835	1	NR	965	0	NR
450	988	NR	580	559	NR	710	30	NR	840	1	NR	970	0	NR
455	828	NR	585	551	NR	715	26	NR	845	1	NR	975	0	NR
460	473	NR	590	537	NR	720	22	NR	850	1	NR	980	0	NR
465	333	NR	595	516	NR	725	19	NR	855	0	NR	985	0	NR
470	232	NR	600	491	NR	730	16	NR	860	0	NR	990	0	NR
475	146	NR	605	461	NR	735	14	NR	865	0	NR	995	0	NR
480	113	NR	610	429	NR	740	12	NR	870	0	NR	1000	0	NR
485	106	NR	615	395	NR	745	10	NR	875	0	NR			

REPORT NUMBER: SP1-2407-157-6

Melanopic Flux vs. Wavelength



Melanopic Lumens: NR

M/P: 3.73

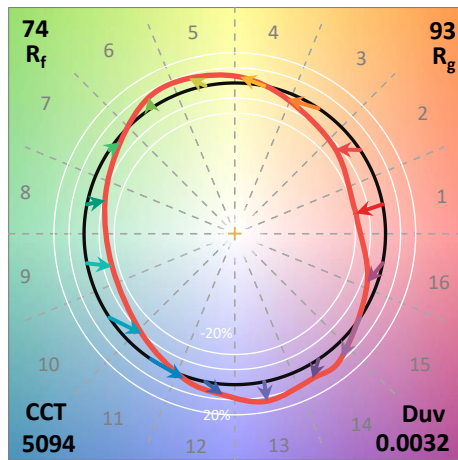
λ (nm)	Power W [^] /nm	Lumens (φ/nm)	λ (nm)	Power W [^] /nm	Lumens (φ/nm)	λ (nm)	Power W [^] /nm	Lumens (φ/nm)	λ (nm)	Power W [^] /nm	Lumens (φ/nm)	λ (nm)	Power W [^] /nm	Lumens (φ/nm)
360	0	NR	490	114	NR	620	361	NR	750	9	NR	880	0	NR
365	0	NR	495	145	NR	625	326	NR	755	8	NR	885	0	NR
370	0	NR	500	197	NR	630	294	NR	760	7	NR	890	0	NR
375	0	NR	505	259	NR	635	261	NR	765	6	NR	895	0	NR
380	0	NR	510	319	NR	640	232	NR	770	5	NR	900	0	NR
385	0	NR	515	373	NR	645	204	NR	775	4	NR	905	0	NR
390	0	NR	520	414	NR	650	179	NR	780	4	NR	910	0	NR
395	1	NR	525	445	NR	655	157	NR	785	3	NR	915	0	NR
400	3	NR	530	465	NR	660	136	NR	790	3	NR	920	0	NR
405	5	NR	535	482	NR	665	118	NR	795	2	NR	925	0	NR
410	9	NR	540	493	NR	670	102	NR	800	2	NR	930	0	NR
415	18	NR	545	505	NR	675	87	NR	805	2	NR	935	0	NR
420	36	NR	550	515	NR	680	75	NR	810	2	NR	940	0	NR
425	72	NR	555	527	NR	685	65	NR	815	1	NR	945	0	NR
430	134	NR	560	540	NR	690	56	NR	820	1	NR	950	0	NR
435	242	NR	565	550	NR	695	48	NR	825	1	NR	955	0	NR
440	407	NR	570	557	NR	700	41	NR	830	1	NR	960	0	NR
445	684	NR	575	561	NR	705	35	NR	835	1	NR	965	0	NR
450	988	NR	580	559	NR	710	30	NR	840	1	NR	970	0	NR
455	828	NR	585	551	NR	715	26	NR	845	1	NR	975	0	NR
460	473	NR	590	537	NR	720	22	NR	850	1	NR	980	0	NR
465	333	NR	595	516	NR	725	19	NR	855	0	NR	985	0	NR
470	232	NR	600	491	NR	730	16	NR	860	0	NR	990	0	NR
475	146	NR	605	461	NR	735	14	NR	865	0	NR	995	0	NR
480	113	NR	610	429	NR	740	12	NR	870	0	NR	1000	0	NR
485	106	NR	615	395	NR	745	10	NR	875	0	NR			

Summary

$R_f = 73.7$
 $R_g = 93$
 $CIE R_a = 72.0$
 $R_g = -39.6$



Color Vector Graphics

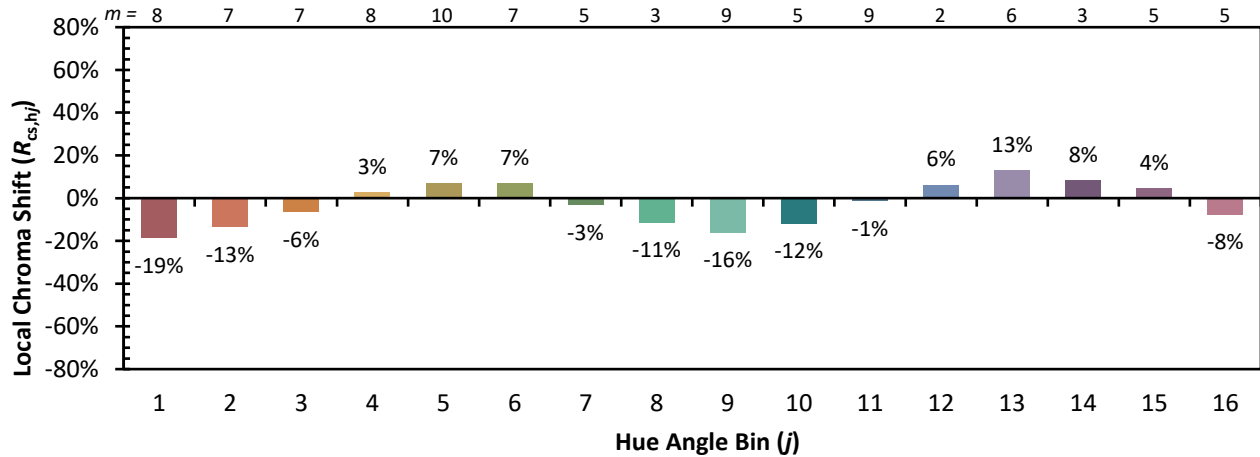


Individual Sample Fidelity Index ($R_{f,i}$)

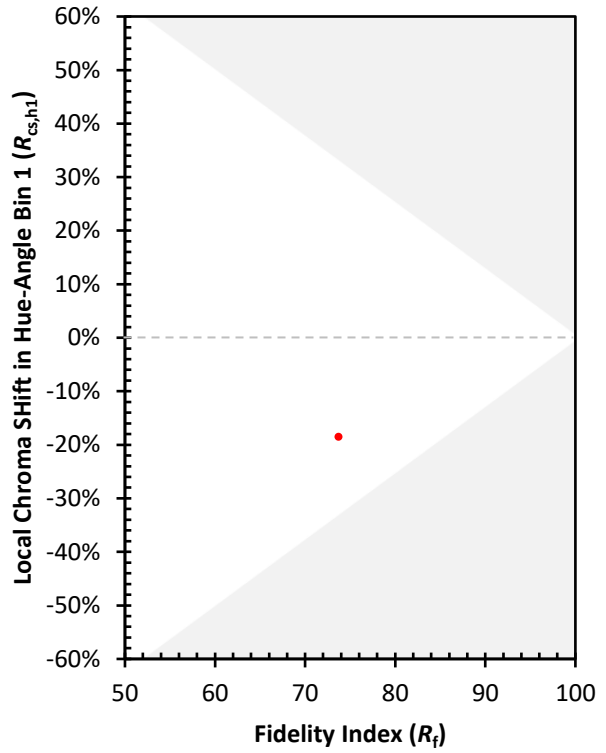
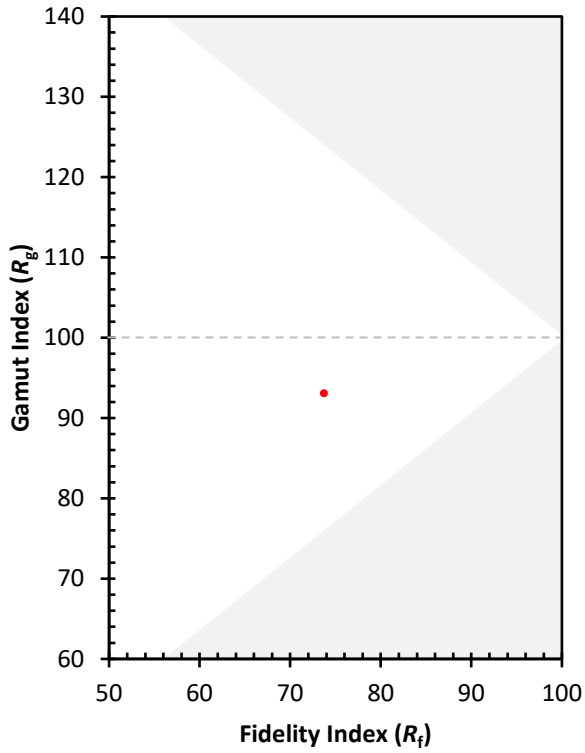
CES01 = 85	CES26 = 62	CES51 = 90	CES76 = 50
CES02 = 59	CES27 = 88	CES52 = 89	CES77 = 67
CES03 = 30	CES28 = 80	CES53 = 79	CES78 = 53
CES04 = 69	CES29 = 69	CES54 = 84	CES79 = 80
CES05 = 46	CES30 = 88	CES55 = 83	CES80 = 77
CES06 = 50	CES31 = 72	CES56 = 74	CES81 = 78
CES07 = 38	CES32 = 62	CES57 = 73	CES82 = 90
CES08 = 38	CES33 = 82	CES58 = 73	CES83 = 90
CES09 = 29	CES34 = 69	CES59 = 86	CES84 = 85
CES10 = 72	CES35 = 83	CES60 = 88	CES85 = 77
CES11 = 56	CES36 = 87	CES61 = 82	CES86 = 75
CES12 = 61	CES37 = 78	CES62 = 81	CES87 = 76
CES13 = 41	CES38 = 98	CES63 = 73	CES88 = 81
CES14 = 74	CES39 = 96	CES64 = 63	CES89 = 72
CES15 = 70	CES40 = 91	CES65 = 60	CES90 = 80
CES16 = 46	CES41 = 96	CES66 = 56	CES91 = 71
CES17 = 49	CES42 = 79	CES67 = 53	CES92 = 58
CES18 = 55	CES43 = 78	CES68 = 63	CES93 = 74
CES19 = 71	CES44 = 99	CES69 = 72	CES94 = 52
CES20 = 63	CES45 = 86	CES70 = 55	CES95 = 64
CES21 = 85	CES46 = 85	CES71 = 46	CES96 = 76
CES22 = 77	CES47 = 89	CES72 = 82	CES97 = 86
CES23 = 91	CES48 = 80	CES73 = 45	CES98 = 76
CES24 = 90	CES49 = 83	CES74 = 90	CES99 = 62
CES25 = 71	CES50 = 89	CES75 = 48	



Color Rendition by Hue-Angle Bin



Measure Comparisons



(END OF REPORT)